



The BCC Connection

April
2023

Bancroft Congregational Church
Pastor Todd Evans

217 S. Shiawassee St., P.O. Box 98, Bancroft, MI 48414 989-634-5724

Sunday Worship Hours

Christian Education Hour 9:45 am

Worship Service 10:30 a.m.

There are Nursery and Jr. church programs available for children during our worship service.

Easter Celebration Calendar



Seder (Passover) Celebration


April 6th - 5:30 pm

A celebration program and full meal celebrating Passover



Good Friday Service

April 7th - 1 PM



Resurrection Day

April 9th

Sonrise Service—8:15 am

Easter Breakfast—9:00 am

Regular Service—10:00 am

Randy & Marli
In Concert



April 16th 10:30 am—During our regular service

No C.E. on this day; No Jr. Church on this day;
The 'concert' is a wonderful time of music and worship!

We will have a potluck after the service. This is a great opportunity to talk with Rand and Marli individually.



From your favorite Pastor

Ah, Spring!


This time of year is very exciting. Spring is getting ready to spring, and March Madness is in full swing! But another event takes place, one which changes the history of the world. *“But very early on Sunday morning, the women went to the tomb, taking the spices they had prepared. They found that the stone had been rolled away from the entrance. So they went in, but they didn’t find the body of the Lord Jesus. As they stood there puzzled, two men suddenly appeared to them, clothed in dazzling robes. The women were terrified and bowed with their faces to the ground. Then the men asked, ‘Why are you looking among the dead for someone who is alive? He isn’t here! He is risen from the dead! Remember what he told you back in Galilee, that the Son of Man must be betrayed into the hands of sinful men and be crucified, and He would rise again on the third day.’”* (Luke 24:1-7) Unfortunately for many in this world, the first things I mentioned are more exciting than the last thing. So I ask the question, which one excites you more?


If you struggle with any part of this question, I want you to be encouraged. You see, God doesn’t want you to stay the way you are. He wants you to be more and more like Christ through the Holy Spirit. *“For God knew His people in advance, and He chose them to become like His Son, so that His Son would be the firstborn among many brothers and sisters.”* (Romans 8:29) *“Don’t copy the behavior and customs of this world, but let God transform you into a new person by changing the way you think. Then you will learn to know God’s will for you, which is good and pleasing and perfect.”* (Romans 12:2) He wants us to be like Christ so that others will see Him and answer the calling of the Holy Spirit on them. Also, as He does this our lives begin to shine in difference from the world which leads more people to see Christ and His love for us. If He has called you to Him, He has a great plan for you. When we seek that plan we are led down the road that leads us to be more like Christ, and then we come to the point of the most exciting thing in our life being Him and all He has done for us.

Let’s all be asking God to lead us to this point during Holy week, and then carry that into every day for the rest of our days.

Happy spring & Happy Risen Savior!!

Be blessed & be a blessing


P.T.



Apologetics

Did Jesus Really Rise From the Dead?



Science has taken us to the moon, allowed us to see DNA, and shown us that people who are assuredly dead do not return to life by natural causes. Since the apostle Paul wrote that Christianity is a false religion if Jesus was not resurrected (1Corinthians 15:17), has science disproved Christianity? Is there any good evidence that Jesus' resurrection actually occurred? Despite the hesitation of skeptics concerning the four Gospels, nearly all Bible scholars are confident that there are at least three sure facts concerning what happened to Jesus.

Jesus was crucified on the orders of the Roman governor and died as a result. Jesus' disciples honestly believed that He rose from the dead and appeared to them beginning on Sunday morning.

A sworn enemy of the Christians named Saul (later called Paul) had an experience that he believed was an appearance of the risen Jesus, prompting him to become a Christian. This would be similar to Jesus appearing to a Muslim who then leaves Islam and becomes the next Billy Graham! Saul became the opposite of what he'd been because of the risen Jesus (see Acts 9).

Unbelieving scholars form theories that attempt to explain away the above facts. Some used to claim that Jesus' disciples lied about the resurrection appearances or that the reports of Jesus' resurrection were legends that developed over time. But once the second fact above was admitted, that Jesus' original disciples sincerely believed He had risen and appeared to them shortly after His death, the legend and fraud theories fell apart. Today they have been largely abandoned.



Weekly Service Schedule for April

Service	2nd	EASTER (9th)	Randy & Marli 16th	23rd	30th
Greeter	Brian Reed	Walt Reed	Sally Labadie	Lee Habermehl	Brian Reed
Greeter	Karla Reed	Marion Reed	Jr. Love	Cyndy Habermehl	Karla Reed
Nursery	Tracie Zander	Layne Valade	Cathy Taber	Brian Reed	Paula Wahl
Nursery	Patty Hewitt	Daphne Valade	Laurie Valade	Karla Reed	Jenny Habermehl
Sound	Matt Post	Isaac Zander	Matt Post	Jade Evans	Jazz Evans
Computer	Maddie Bias	Vaeh Cooke	Kaylee Siddens	Sarah Bias	Aaron Zander
Call to Worship & Prayer	Brian Reed	Carl Cooke	X	Lee Habermehl	Matt Post
Prayer Elder	James Huguelet	Brian Reed	X	Layne Valade	Lee Habermehl
Jr. Church Teacher	Paula Wahl	X	X	Charlotte Adolf	Becky Durling
Jr. Church Helper	Jenny Habermehl	X	X	Cevin Valade	Cathy Taber
Scripture Reader Message Prayer	Sharon Lewis John 17	Maddie Bias John 18:28-40	X	Dan Bryant Revelation 11:1-5	Jordan Owens Revelation 12:1-3
Benediction	Pastor	Lee	X	Matt Post	Layne Valade
Financial Team	Matt Post	Gary Hammond	Dan Bryant	Lee Habermehl	Carl Cooke
Financial Team	James Huguelet	Layne Valade	Tom Wahl	Brian Reed	James Huguelet
Communion	James Huguelet				

Please remember if for any reason you are unable to meet your scheduled obligation, ***please contact someone from your team to take your place as soon as you know you are unable to fulfill your obligation.*** The changes however, will not be printed in the bulletin.

Thank you for your service to our church!

Weekly Service Schedule May 2023

Service	7th	14th Mother's Day	21st	28th
Greeter	Walt Reed	Sally Labadie	Lee Habermehl	Brian Reed
Greeter	Marion Reed	Jr. Love	Cyndy Habermehl	Karla Reed
Nursery	Laurie Valade	Tracie Zander	Layne Valade	Brian Reed
Nursery	Cathy Taber	Patty Hewitt	Daphne Valade	Karla Reed
Sound	Matt Post	Isaac Zander	Matt Post	Jade Evans
Computer	Maddie Bias	Vaeh Cooke	Kaylee Siddens	Sarah Bias
Call to Worship & Prayer	Layne Valade	James Huguelet	Brian Reed	Carl Cooke
Prayer Elder	Matt Post	Carl Cooke	James Huguelet	Layne Valade
Jr. Church Teacher	Diane Lepior	Sharon Lewis	Charlotte Adolf	Paula Wahl
Jr. Church Helper	Shana Post	Amber Bias	Cevin Valade	Jenny Cooke
Scripture Reader Message Prayer	Sandy Braid Revelation 12:1-3	Carl Cooke 2 Kings 4:8-37	Laurie Valade Revelation 13:11-13	Carl Cooke Exodus 13:19
Benediction	Pastor	James Huguelet	Brian Reed	Carl Cooke
Financial Team	James Huguelet	Layne Valade	Lee Habermehl	Dan Bryant
Financial Team	Gary Hammond	Tom Wahl	Brian Reed	Carl Cooke
Communion	Matt Post			

What a Milestone! Happy 94th Birthday, Jr!!



The Thursday night Bible study group helped Jr celebrate his birthday with cake and ice cream!



Exciting Things Coming Your Way!



Sunday, June 25th –Thursday, June 30th
6pm to 8:30 pm

It takes a community! So if you can help, please contact Sandy Braid. Be watching for items you can donate we will need for VBS. Thanks!

This Month's Cause for Celebration!



4th	Cody Valade
8th	Matthew McDonald
11th	Dillon Malloy
17th	Lisi Cooke
28th	Jonah Perri

Sing psalms and hymns and spiritual songs among yourselves, and make music to the Lord in your hearts.

Ephesians 5:19

jesusislifestyle

11th	Matt & Shana Post
17th	Gary & Wanda Evans
23rd	Tom & Sandy Braid



Kids Corner

How To Make DIY Mason Jar Lid Sun Catchers With Print Handkerchiefs

These DIY Mason Jar Lid Sun Catchers are a perfect way to brighten up any room and bring a little sunshine in.



How to make our DIY Mason Jar Lid Sun Catchers:



Trace the outside of your mason jar lid onto your handkerchiefs and cut out with scissors inside the trace line so it will be slightly smaller than



your traced line. In a well-ventilated area, spray paint your mason jar lid rings on top of a piece of cardboard, spray a second coat if necessary.



Turn your mason jar lid rings over and carefully add a bit of glue around the inner edge and carefully press your fabric circle face down. Wrap your thread or twine around your DIY Mason Jar Sun catcher and wrap another piece around the sun catcher and tie the top into a knot so it can hang on a window hook. Hang your sun catchers up and enjoy the beautiful Spring colors of your handkerchiefs.



[Follow this link to review the directions online: <https://bumblebeelinen.com/blog/how-to-make-diy-mason-jar-lid-sun-catchers-with-print-handkerchiefs/>]

Mission News!



THANK YOU, THANK YOU, THANK YOU for all your kind generosity to missions. We truly appreciate all your support you have given to all the activities we have going on in Missions. As a missions team we have lots of wonderful and exciting opportunities to serve God and see his word go outside of Bancroft and literally go around the world. We will never know where all of our “Operation Christmas Child” shoeboxes have gone, or how far reaching the support that we send to our missionaries go. But you are there, even if not in person because you have supported these programs with your finances.

But as a Mission Committee we do not want you to ever take from your tithe that should go completely to the church. Malachi 3:10 God tells us to bring the whole tithe into the storehouse, that there may be food in my house. Test me in this,” says the LORD Almighty, “and see if I will not throw open the floodgates of heaven and pour out so much blessing that you will not have room enough for it.



OPERATION CHRISTMAS CHILD – We have recently purchased 144 empty shoeboxes that we can pack for delivery in the fall. We have been asked to include an “essential pack” in every shoebox which consists of: crayons, paper, 4 pencils, pencil sharpeners, pencil erasers, a toothbrush, a comb (and a hairbrush for girls).

Other items are listed on the next page, but they are suggestions and you are not limited to what is on the list. Although we cannot send any glass (mirrors, nail polish) or liquids (liquid soaps, lotion or glue).



CHURCH WIDE GARAGE SALE SET FOR May 12 & 13 from 9 am to 5 pm both days. The sale be held at the home of Tom and Sandy Braid at 3142 E. Newburg Rd. Durand, MI. Please call Sandy at 989-277-0566 for information or to arrange for dropping off items to be put in the sale. *All proceeds will go to “OCC” expenses.* We had good success 2 years ago by simply asking for donations. So, that is what we will do again for this one.



MISSIONARY CHRISTMAS JAR - Please continue to support our Missionary Christmas Jar. We use this money that is collected all through the year to give our Missionaries a little Christmas Gift the first part of November.



Suggested Ideas for Operation Christmas Child Boxes



Do Not Include:

Candy, toothpaste, gum, used or damaged items; war-related items such as toy guns, knives, or military figures; chocolate or food, seeds, fruit rolls, or other fruit snacks; drink mixes (powdered or liquid); liquids or lotions, medications or vitamins, breakable items such as snow globes, or glass containers; aerosol cans.

NOTE:

Please enclose \$6 in an envelope marked "OCC MISSION" this will cover the cost of a 12-lesson Bible study. These classes not only share the gospel with children but also help them to share their new faith within their homes and community.

The following lists are only suggestions! Please take your shoebox to the store with you when you go to make your selections. This will assure all your items will fit into your box.

School Supplies

- Notebook paper
- Pencils
- Pencil sharpener
- Erasers
- Pens
- Colored pencils
- Crayons
- Glue sticks

General Hygiene:

- Bar soap
- Washcloth
- Small hand towel
- Toothbrush
- Toothbrush holder
- Comb
- Mirror
- Adhesive bandages
- Vaseline

Clothing General:

- Flip flops
- Regular shoes
- Socks
- Underwear

Boys Clothing:

- Shorts
- T-shirt

Girls Clothing:

- Pillowcase Dresses
- Barrettes

Miscellaneous:

- Flashlight/extra batteries
- Sewing kits
- Water bottles/sports bottles
- Small tool kit
- Hammer
- Nails
- Sunglasses
- Hat/scarf/mittens
- Tote bag

Girls Toys:

- Jump rope
- Small compact puzzle
- Baby doll & blanket

Boys Toys:

- Matchbox cars
- Small compact puzzle
- Sports ball/hand pump

Crafts & Activities:

- Coloring books
- Watercolor sets(non-liquid) & paint brushes
- Stickers
- Chalkboard & Chalk
- Binoculars
- Playdough/cookie cutters
- Foam balls
- Finger puppets
- Slinky
- Etch a Sketch

Personal Notes:

You may enclose a note to the child and a photo of yourself, your family or group. If you include your name and address, the child may be able to write back.

Personal notes are such a blessing and encouragement to the children!

Love—that's the word that jumped out to me on the note written in big, red print by Brittany, age 13. I didn't know how to read English at the time in the Dominican Republic, but I recognized the word love: "God loves you! Love, Brittany."

Two photos accompanied the note—one of Brittany with her parents, simply identified as mom and dad, and one of Brittany with her younger brothers, Austin and Brandon. That's all that I know about the family who packed my shoebox gift—besides that they packed the gift filled with the love of God. There was no last name, no email or address. I long to meet this family who packed my shoebox with God's love so I can tell them how much that still means to me.

My two sisters and I didn't usually receive Christmas presents. Our parents made sure we had food and clothes—working hard at multiple jobs for that purpose—but we didn't have a lot of extras. It was a special treat if we had a few pesos left over to go out for hotdogs after church once in a while.

My dad, a pastor, started our church with nine members meeting in a backyard. Each January 6, the church hosted an "El Día del Niño" (Children's Day) celebration. The puppet show, cake, and soda were typically our special gifts at Christmastime.

But when I was about 9 years old, the Children's Day celebration included a surprise—Operation Christmas Child shoeboxes. While handing them out, the church members told us that someone made our shoebox gift, especially for us. That stuck with me, especially after seeing the family in the photos.

My shoebox included socks, soap, and a toothbrush—things that, now as an adult, I also love to put in the shoeboxes I pack. All children can use these things. I also received a stuffed animal, a coloring book, a notebook, and crayons—items I also pack in shoeboxes to make each child feel special. My shoebox packing always starts with a note and a photo—I put those in the shoeboxes first.

My dad used to tell my sisters and me, "Everything belongs to God; nothing belongs to us." Sometimes I wondered why I didn't get things that other kids had if my family was working in the Name of God, but we believed in His faithfulness.

Leading up to when I received my shoebox, I asked God for a special gift at Christmastime, something just for me. I knew that my shoebox gift was God's answer to my prayer. To me, it was proof that God is faithful.

Growing up in church, I assumed I was a Christian. But my dad told me that a Christian is someone who makes a decision to follow Jesus Christ. My salvation occurred a couple of years after I received my shoebox, but the gift really started me thinking that since God is faithful to me, I needed to be faithful to Him.

My faith was tested when I was 18. Our parents had just dropped off me and my middle sister at college in the Dominican and were then involved in a traffic accident. Our older sister and both of our parents were killed in the crash.

Losing so much so fast has caused me to not take anything for granted. Everything can change in the blink of an eye. There are times I still feel lonely without them and ask God why they had to leave, but I've never doubted the love of God. Though I don't always understand His plan, I've learned to trust in it.

That faith goes back to my shoebox. I needed that message of God's love that Brittany sent to me—little did I know how much I would need it, but He did. I believe that God always will put the right box in the right hand.

God worked in the heart of a 13-year-old girl to send that message to me. I often wonder where Brittany, now in her 30s, is today and what she is doing. But God knows, and I know He is faithful.

Anabel now lives near her sister in Washington state, where her aunt and uncle started a Hispanic church. She and her husband are part of the church's worship team. Last year, the church's youth were the first ones in the congregation to pack shoeboxes. They packed 150 gifts—all with notes about the love and faithfulness of God.

Grandma's Kitchen

Recipe

Easy Macaroon Recipe

[Submitted by Diane Lepior – a recipe she uses]

Ingredients:

- One (14 oz) package of shredded, unsweetened coconut (about 5 cups)
- 1 egg white
- One (14 oz can) of condensed milk
- 1 teaspoon vanilla

Directions:

- Preheat oven to 325 degrees
- Line a cookie sheet with parchment paper
- Beat egg white in a bowl for about 30 seconds on medium until whites form soft peaks
- Add coconut, milk and vanilla
- Mix well with a spoon
- Spoon onto lined cookie sheet using a small scoop
- Bake about 15 minutes or until coconut on the cookies is light brown
- Let cookies cool completely
- If desired, drizzle with melted chocolate.



Recipe

Kosher Seder Chicken

Chicken Breasts in Corn Flake Crumbs

This recipe should feed 8 -10 people

[If you fix this for our Seder, we want our meal to be 'kosher' so please follow the directions carefully. Thanks!]

- 8 small to medium breasts with the skin left on (*sized to bake in 30 min*)
- 1 stick of butter (***not*** margarine)
- 1 small box of cornflake crumbs

Roll each breast in melted butter; then coat with cornflake crumbs on both sides. Put on a cookie sheet and bake at 350^o for 30 minutes.

[These may be prepared at home and brought to the church by 5 pm and baked in the church ovens.]



More Seder Recipes

Pages 10 & 11

CARROT TZIMMES

Tzimmes is a word that means, well, a big to-do, as in "It's only a little scratch on the fender; don't make such a bit *tzimmes* out of it."

A carrot tzimmes is a sweet concoction served alongside the main dish. We want our meal to be 'kosher' so please follow the directions carefully. Thanks!

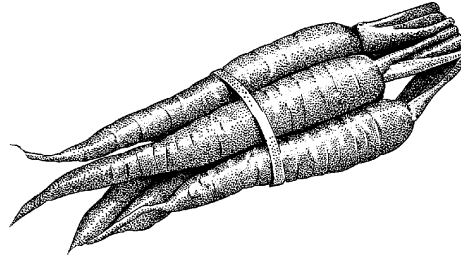
1 ½ lb. carrots

3 TBLS of butter

½ tsp. salt

1 cup water

½ cup raisins



¾ cup brown sugar

½ tsp. cinnamon

¼ tsp cloves

1 TBLS lemon juice

Grated peel of one orange

Peel and slice the carrots into 1/8" slices. Melt butter in a medium large saucepan and sauté the carrots for 5 minutes.

Add the sugar and water and bring to a boil. Stir in the remaining ingredients and simmer, covered for 2 hours.

After 2 hours, remove the cover and cook 20 minutes more. The tzimmes should be moist but not too soupy.

Serves 8.

KHAROSET

We want our meal to be 'kosher' so please follow the directions carefully.

½ Cup walnuts – ground up fine

1 nice, tart apple (estimate ¼ apple per person)

1/4 TBL Passover wine or grape juice

1 tsp. sugar or honey

½ tsp. cinnamon

Optional: nutmeg or cloves, raisins

Pare, core, peel and grate the apple; add the rest and leave it all in the refrigerator for several hours, allowing it to turn brown. (Yes, it's *supposed* to turn brown. Trust me!)

Please double this recipe to make enough for 8 people

Matzo Ball Soup

We want our meal to be as 'kosher' as possible, so please follow these directions carefully. Thanks!

Total: 4 hr 20 min

Prep: 45 min

Cook: 3 hr 35 min

Yield: 6 servings [We will need enough for about 40 people]

Ingredients

For the broth:

1 (3-to-4) pound chicken
3 stalks celery, halved
2 medium carrots, halved
1 onion, halved
5 plum tomatoes, quartered
3 sprigs parsley
3 sprigs dill
1 teaspoon coriander seeds
1 teaspoon black peppercorns
2 whole cloves
Kosher salt

Directions

Make the broth: Put the chicken, celery, carrots, onion, tomatoes, parsley, dill, coriander seeds, peppercorns, cloves and 2 teaspoons salt in a large pot. Add enough cold water to cover by 1 inch. Bring to a simmer over medium-high heat; reduce the heat to maintain a low simmer and cook, skimming off the foam occasionally, 3 hours. Strain, discarding the solids. Let cool until the fat rises to the surface. (The broth can be made up to 3 days ahead; cover and refrigerate.) Skim off the fat, reserving 2 tablespoons fat for the matzo balls.

Drain the matzo balls and serve in the warm broth. Top with dill.

Matzah Balls

We want our meal to be 'kosher' so please follow the directions carefully.

1 cups *Matzah* meal (from the Jewish food section in the grocery store)


½ cup water

1/3 cup vegetable oil

4 eggs

1 tsp salt

Dash of pepper



Beat the eggs. Add water, oil, salt and pepper to the eggs; mix well. Add the Matzah meal and stir thoroughly. **Refrigerate for one hour.**

Bring a pot of slightly salted water to a rolling boil. Form the Matzah meal mixture into golf-ball size balls and drop gently into the water. first they sink, but then they should rise to the top. if yours don't they will be called "Matzah bombs".

Cook 20 minutes. you may set these aside and later add them to the soup, before serving.

Makes about 12 Matzah balls. [We will need enough for about 40 people].

Pastor Todd Evans
 Bancroft Congregational Church
 217 S. Shiawassee St.,
 PO Box 98
 Bancroft, MI 48414

April

Bancroft Church Phone Number:
 989-634-5724
 Secretary: Diane Lepior
 Office Hours: 9-2 daily
*Call ahead please,
 most days the office works offsite*
Tuesdays by appointment
Please use the church phone or Facebook

Sun	Mon	Tue	Wed	Thu	Fri	Sat
						1
2  Palm Sunday 	3	4	5	6 Seder 5:30 pm 	7 1 PM service 	8 8 AM  Men's Prayer Breakfast
9 8:15am 9:00 am 10:00 am 	10 Missions Mtg 10 am CE Mtg 6:30 pm	11	12 Ladies Fellowship 7 pm Elder's 7 PM	13	14	15 10 am—Noon Pantry 
16 10:30 Worship Potluck 	17	18	19	20	21	22
23  30	24  31	25	26	27	28	29 Ladies Luncheon 10:30 <u>Guest Speaker:</u> Marlene Webber
Weekly activities: Wednesdays: 10am Adult Bible Study Thursdays: 6:30pm Adult Small Group Tuesdays: Karate						



Bancroft Congregational Church
217 S. Shiawassee St. P.O. Box 98
Bancroft, MI 48414